

PVC 2-slot linear diffusers

DL SERIES 2-SLOT PVC LINEAR DIFFUSERS



view of a cut speaker

CARATTERISTICHE

Slotted linear diffuser with directional nozzle terminals (series -DL/2A---_) or without directional nozzles (-DL/2B---B series).

Materiali di costruzione

- Per il telaio-cornice: PVC anticondensa.
- For directional nozzles and their supports (for -DL/2A---_): ABS

Color

- For the frame-frame: white RAL 9010.
- For directional nozzles and their supports (for the -DL/2A--- series): black RAL 9005.
- For directional nozzles and their supports (for the -DL/2A---B series): white RAL 9010.

Degree of extinction
Class V0.

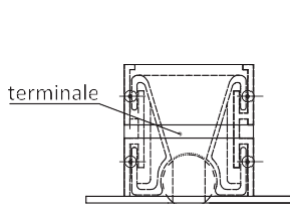
Operating temperature
-30°C/+60°C.

Fixing method
Variable depending on the plenum to which the diffuser is associated.

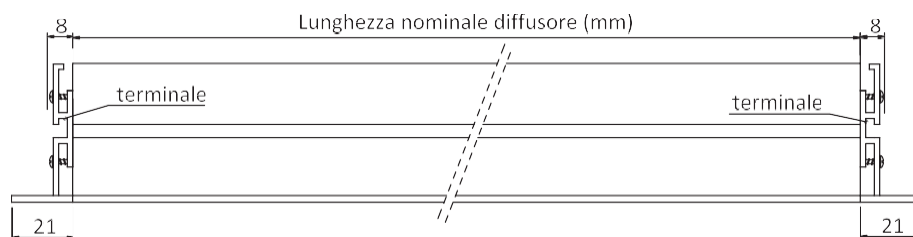
ACCESSORIES (optional)

- ADF-EASYP series anti-condensation PVC plenum (see related data sheet).
- PVC anti-condensation sliding damper ADF-S/04 series (only in combination with PVC plenum).
- Plenum made of expanded polyisocyanurate PAL/04 series.
- Sheet metal sliding damper series S/04 (not suitable for PVC plenums).

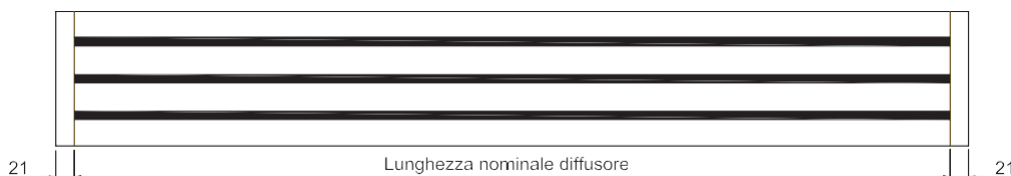
DIMENSIONALITY FOR A GENERIC DL SERIES LINEAR DIFFUSER



terminale



VISTA LONGITUDINALE DI DIFFUSORE mod. DL [con terminali]
N.B.: lunghezza minima+max del plenum del diffusore = lunghezza nominale + 20+25 mm

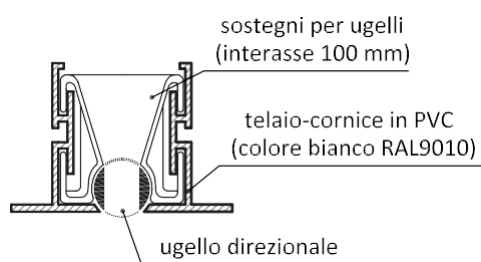


VISTA FRONTALE - modello DL [con terminali]
(in particolare è rappresentato un modello a 3 fentioie)

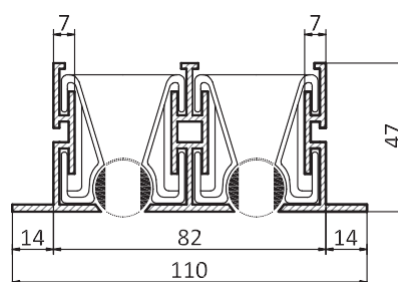
QUICK SELECTION TABLE

Code	Number of slits	Diffuser length [mm]	Effective area [m ²]	Flow rate (m ³ /h) with v = 1 m/s Pressure drop: 2 Pa	Flow rate (m ³ /h) with v = 2 m/s Pressure drop: 4 Pa	Flow rate (m ³ /h) with v = 2.5 m/s Pressure drop: 6 Pa	Flow rate (m ³ /h) with v = 3 m/s Pressure drop: 9 Pa	Flow rate (m ³ /h) with v = 4 m/s Pressure drop: 13 Pa
-DL/2A600_	2	600	0.0180	65	130	162	195	260
-DL/2A800_	2	800	0.0240	86	173	216	258	344
-DL/2A1000_	2	1000	0.0300	108	216	270	324	432
-DL/2A1200_	2	1200	0.0360	130	260	325	390	520
-DL/2A1600_	2	1600	0.0480	173	346	433	519	692
-DL/2A2000_	2	2000	0.0600	216	432	540	648	864

SECTIONAL DRAWINGS



SEZIONE descrittiva



SEZIONE modello a 2 feritoie

Grafico del lancio (in metri, a velocità terminale di 0,25 m/s) dei diffusori lineari serie DL con ugelli di lunghezza 600 mm a 1, 2, 3, 4 feritoie

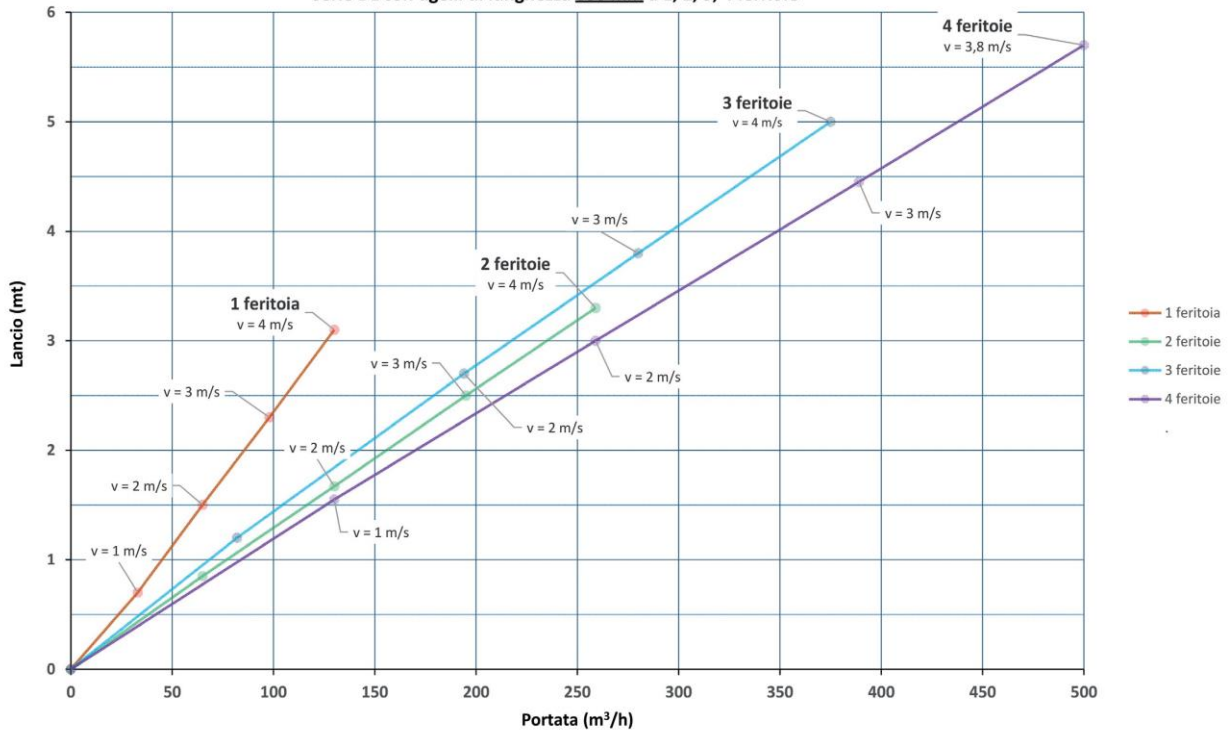


Grafico del lancio (in metri, a velocità terminale di 0,25 m/s) dei diffusori lineari serie DL con ugelli di lunghezza 800 mm a 1, 2, 3, 4 feritoie

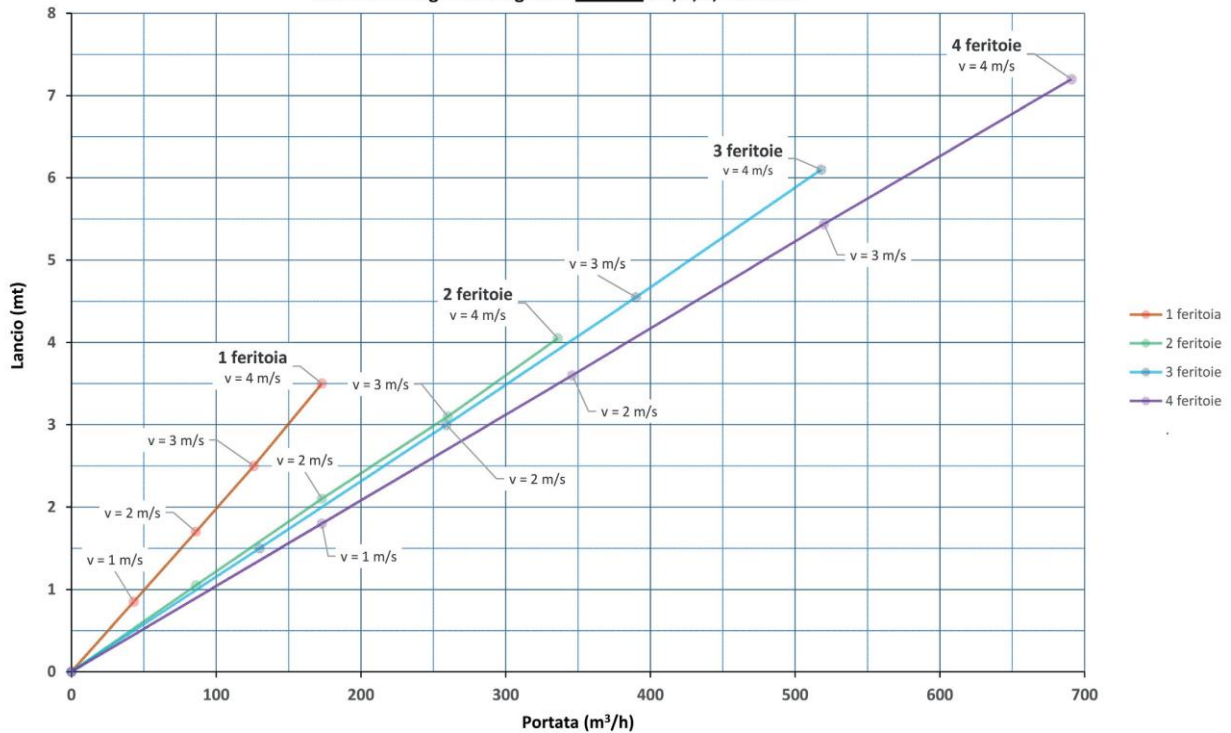
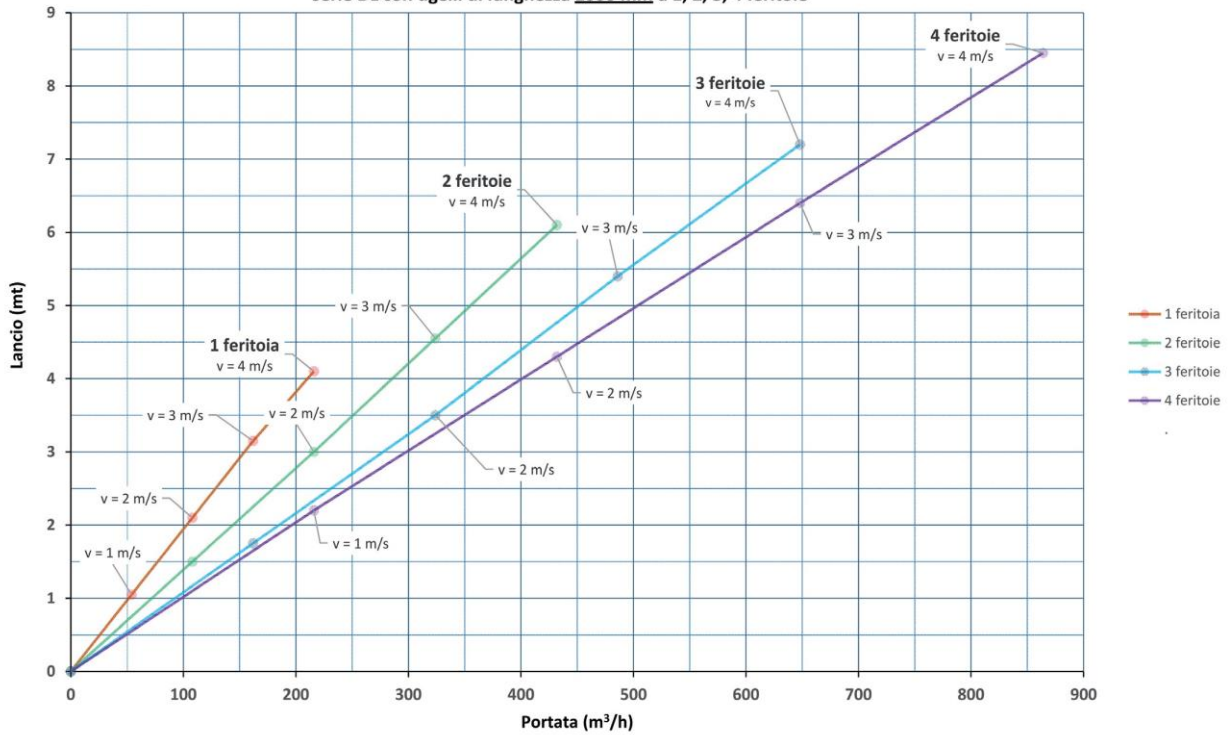
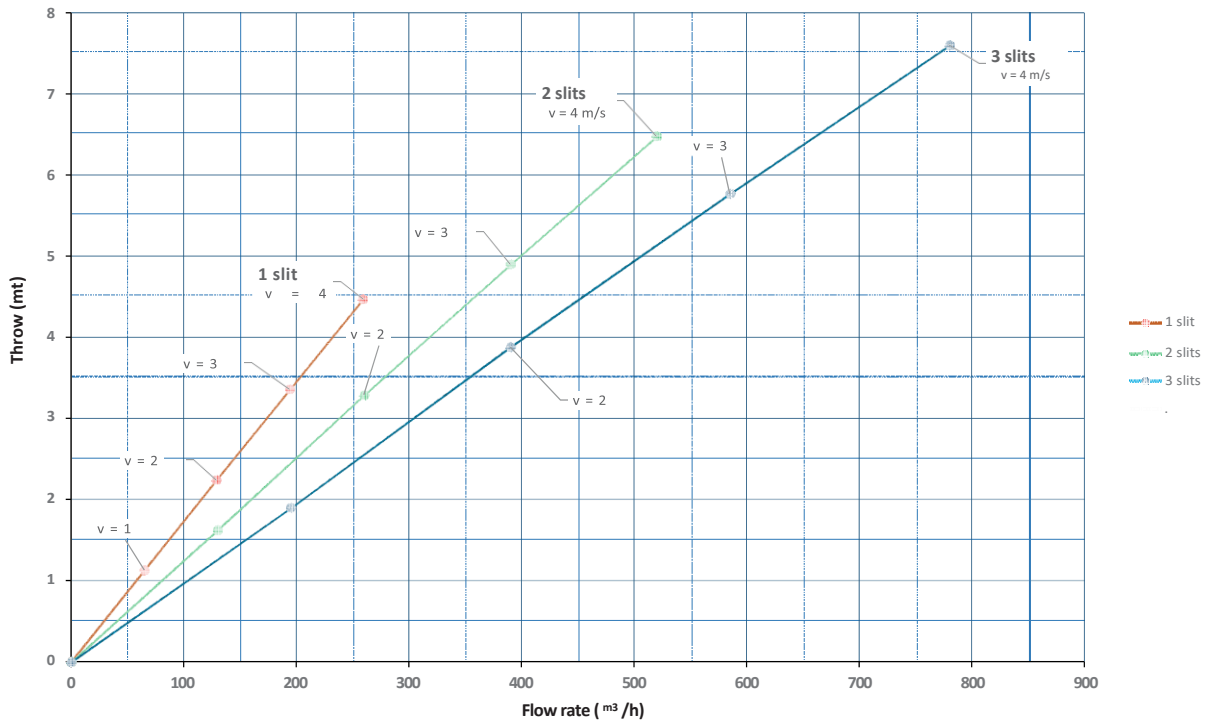


Grafico del lancio (in metri, a velocità terminale di 0,25 m/s) dei diffusori lineari serie DL con ugelli di lunghezza 1000 mm a 1, 2, 3, 4 feritoie



Launch graph (in meters, at terminal velocity of 0.25 m/s) of the DL series linear diffusers with nozzles of length 1200 mm with 1, 2, 3 slots



GRAPHI

Launch graph (in meters , at terminal velocity of 0 , 25 m/s) of the DL series linear diffusers with nozzles of length 1600 mm to 1, 2, 3 slits

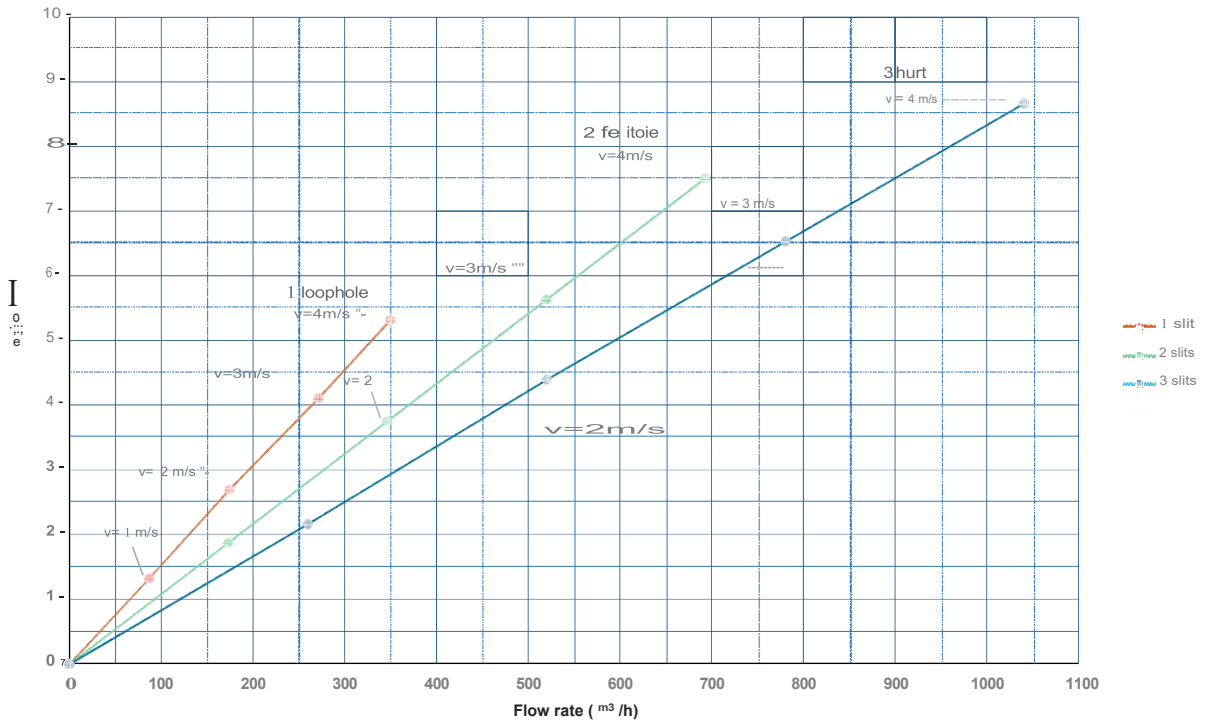
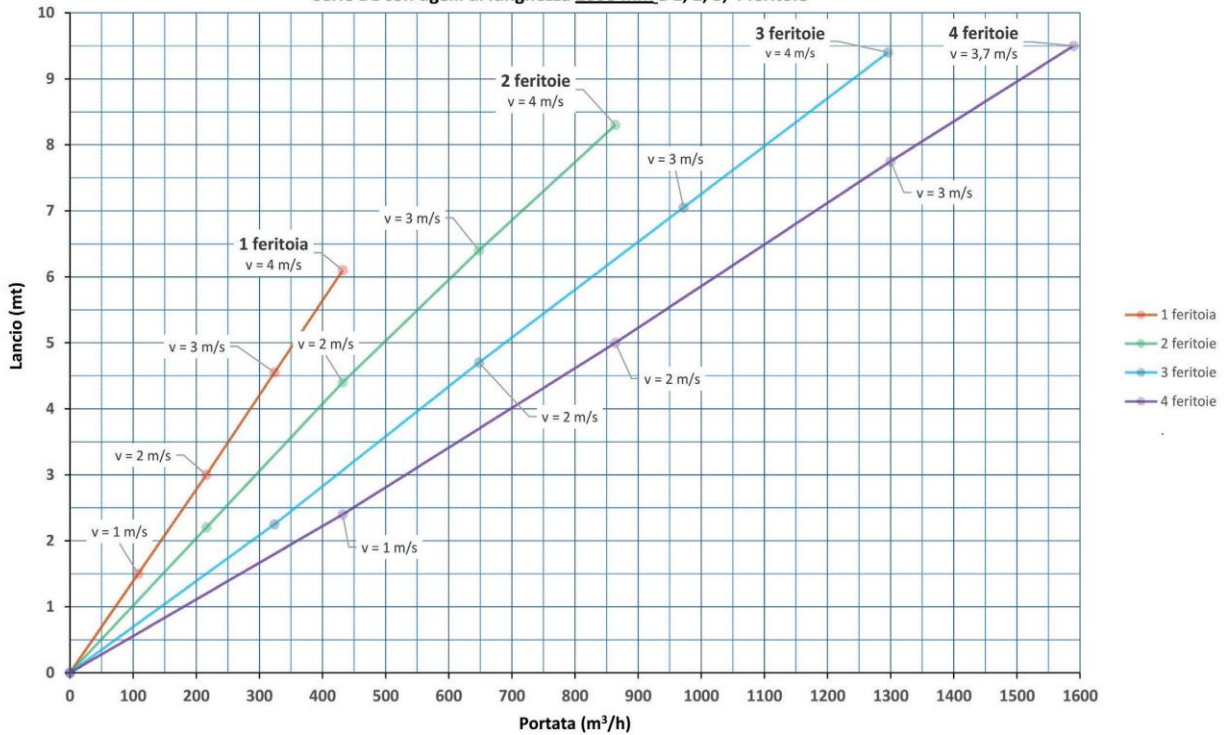


Grafico del lancio (in metri, a velocità terminale di 0,25 m/s) dei diffusori lineari serie DL con ugelli di lunghezza 2000 mm a 1, 2, 3, 4 feritoie



REV 10/2024